

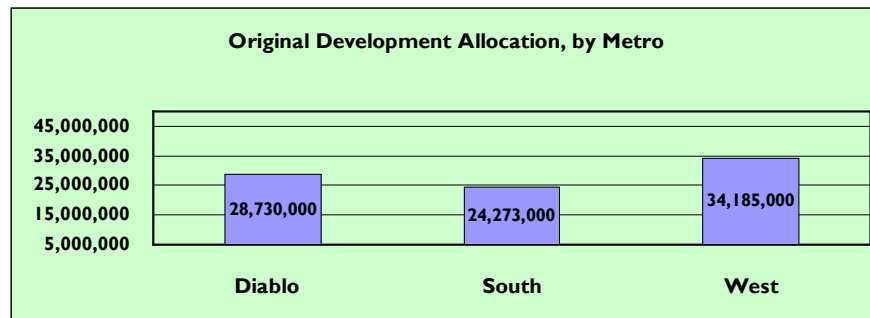

Measure WW 2011 Update

Initial Implementation

The first series of bonds issued under the Measure WW authority were issued in mid-2009. The \$80 million in tax-exempt proceeds issued, increased from the originally anticipated \$50 million, were sold at an extremely low interest rate and were placed efficiently in the market by the financing team. In combination with the innovative re-structure and \$20 million issue of Measure AA refunding bonds, this 2009 sale enabled the District to structure the debt service on both the AA and WW issues to reduce the expected debt service to at or below the \$10 per \$100,000 of assessed valuation for the 2010/11 fiscal year, consistent with the District's commitment to voters.

Metropolitan Area Allocations

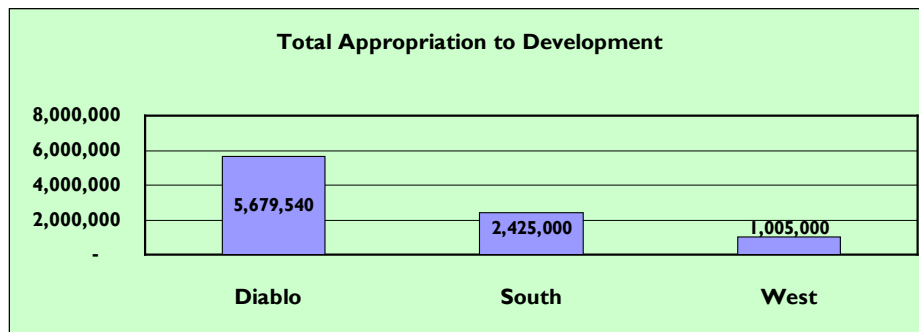
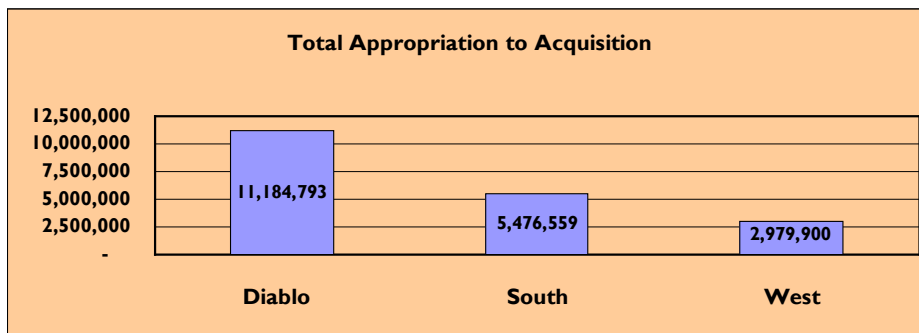
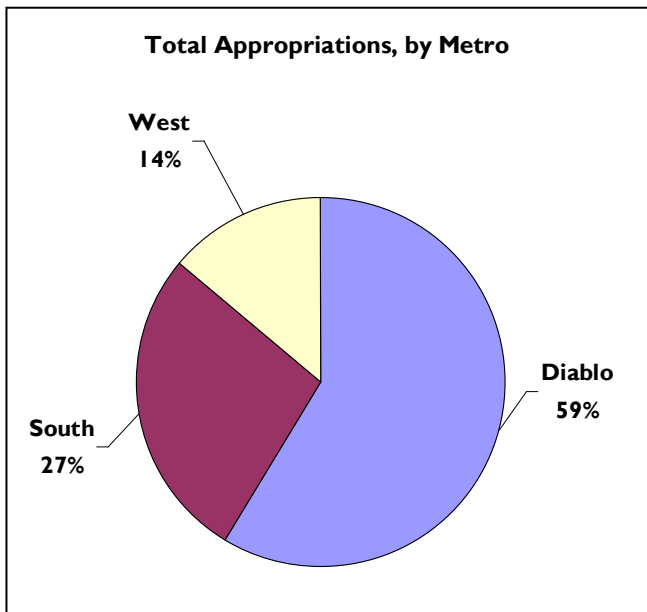
Measure WW funding was allocated on the basis of the Metropolitan Area population balance as known in 2007 (33% Diablo Metro; 28% South Metro; 39% West Metro). The graphs below list the targets, by acquisition and development amounts, for each metro area.



Measure WW Appropriations

Appropriations have been brought to, and approved by, the Board of Directors for 51 District Acquisition projects (\$19.6 million) and 17 District Development projects (\$9.1 million). Details of these appropriations are included in **Attachment WW-1, Measure WW Appropriations as of March 22, 2011**. In addition, \$31.1 million has been committed to the Land Acquisition "Designated Acquisitions" account, which is the holding account for projects in process that have not yet incurred expenses over \$25,000. A total of \$17.4 million has been expended on both acquisition and development projects to date, with the largest expense being the nearly \$2.5 million amount for purchase of the Schmitz property at Doolan Canyon.

The graph to the right and the tables below display the Measure WW appropriations as of March 22, 2011, shown by metro area and by acquisition and development. At this stage in the life of the measure, with only 8% of project allocations appropriated thus far, it is premature to assign any significant meaning to the split. With several acquisition opportunities presenting themselves in the Diablo area early on and the availability of matching funds from the HCP, that area is responsible for 59% of the appropriations to date. These metrics will continue to be brought to the Board in future reports.



Attachment WW-2 provides the detail of remaining, unappropriated, acquisition and development funds designated for each park under Measure WW. Staff will be presenting updates and information at the June 1st Capital/Trails/Maintenance workshop related to current and future District Measure WW Capital project proposals. Consistent with last year's discussion with the Board, Design, Planning and Stewardship staff are developing new project recommendations that:

- address Measure WW priorities
- initiate preparation of the plans, specifications and permits for future WW projects

- begin projects that will not increase, or will reduce, operating costs
- initiate some of the resource projects mentioned in the measure

Measure WW Local Grant Program

The District is entering its third year of the Measure WW Local Grant Program. Through the end of the 2010 year, 86 projects valued at \$54,440,498 (including the District's administrative fee) have been approved and are being undertaken by local agencies. The full list of projects applied for, accepted and/or not approved (due to incomplete or insufficient applications) is attached as **Attachment WW-3, Measure WW Local Grant Projects by Agency**.

The 2011 grant application period is now complete. Agencies submitted 31 applications by the March 31 deadline, which included 29 new applications and two requests for additional funding. **Attachment WW-4, Measure WW 2011 Local Grant Program Project Applications**, is a list of the 2011 applications received by agency. These applications are now being reviewed and, if found to be in good form, will be recommended for approval and appropriation of funds by the Board in June.

The Local Grant program has proceeded smoothly, and \$10.5 million, which includes four completed projects, has been reimbursed to local agencies during the first two years of the program. From time to time differing local interests competing for scarce funding have attempted to engage the District as arbiter in adjudicating uses of Local Grant funding within cities. The Measure WW Local Grant program was approved by the voters, and established by this Board, to provide the broadest discretion possible to locally elected officials in establishing the priorities for the use of their WW funding, consistent with the law and the purpose of the Measure. The program is very successful, the current guidelines are clear, and all agencies have eventually been able to make effective choices as they consider the allocation of scarce financial resources.

Measure WW Cash Flow and Future Bond Sales

At this time, Measure WW appropriations, to District as well as Local Grant projects, total \$114 million. The review and appropriation of funding to additional local grant contracts is expected to add up to \$16 million to this amount. These appropriations are commitments of the Measure WW program to reimburse local agencies and this District with bond monies for eligible expenditures.

These contractual promises (appropriations) exceed the amount of the initial bond sale of \$80 million that was completed in 2009. This is worthy of note, but is not a concern because, of these appropriated amounts, only \$28 million has actually been expended or reimbursed to local agencies and there is a sufficient balance in the fund to pay anticipated reimbursements through 2011 at least.

It should also be noted that the District is required to have a three-year expenditure plan for tax-exempt bond proceeds and that timely utilization of the bond proceeds is of interest to our bond counsel, rating agencies and the securities and exchange commission. Disbursement of

the full \$80 million by the end of 2012 or mid-2013 will assist in retaining this District's excellent bond rating.

Staff monitors the draw-down of bond funds held by the trustee to ensure that they are used as required, and that the next bond sale can be undertaken in a timely manner to ensure an uninterrupted flow of funds to the program. A bond sale is not anticipated until 2012 at the earliest.

Measure WW Interest, Balances, and Reserve

Measure WW proceeds are invested with the trustee and earning interest. The market rate of return is low, and the period of investment has been short, so as of 12/31/2010, only \$415,655 in interest has been earned.

The Board of Directors requested, during the establishment of Measure WW, that interest earned be allocated first to offset any future changes in metro-area balance before being apportioned to other projects. The next review of metro-area populations can be undertaken after the 2010 census is completed and published in 2011. Staff received the census data in late March and will review Metro area population balances in conjunction with the Ward Boundary re-districting process now underway. When complete, a report on this matter will be provided to the Board to support a discussion whether or not any adjustments to the program might be warranted.

A schedule of Measure WW Interest, if apportioned by current metro-area ratios, is included in the following tables summarizing the Measure WW funds currently available for appropriation. The District-side Measure WW funding remaining available in the overall program, less appropriated funds, totals \$320 million.

Notably different from Measure AA, Measure WW included a provision for a 7% reserve that was not specifically committed by project, park, metro area or acquisition/development. This general allocation, for unanticipated future project needs and opportunities, has not yet been tapped, nor have criteria for use of these funds been developed. The 7% amounts to \$26,250,000; therefore the overall Measure WW funding available for District projects rises to nearly \$346.7 million as is shown in the tables on the following page.

MEASURE WW: REMAINING BALANCES

REMAINING UN-APPROPRIATED ALLOCATION

Metro Area	Total Available	Available Acq	Available Dev
Diablo	\$98,053,667	\$75,003,207	\$23,050,460
South	\$89,190,441	\$67,342,441	\$21,848,000
West	\$132,755,100	\$99,575,100	\$33,180,000
Total	\$319,999,208	\$241,920,748	\$78,078,460

UN-APPROPRIATED INTEREST*

(based on interest income as of 12/31/2010)

Metro Area	Total Available Interest	Available Acq Interest	Available Dev Interest
Diablo	\$137,166	\$102,875	\$34,292
South	\$116,383	\$87,288	\$29,096
West	\$162,105	\$121,579	\$40,526
Total	\$415,655	\$311,741	\$103,914

TOTAL UN-APPROPRIATED

Metro Area	Total Available	Total Available Acq	Total Available Dev
Diablo	\$98,190,833	\$75,106,082	\$23,084,752
South	\$89,306,824	\$67,429,729	\$21,877,096
West	\$132,917,205	\$99,696,679	\$33,220,526
Total	\$320,414,863	\$242,232,489	\$78,182,374

7% RESERVE

\$26,250,000

**TOTAL AMOUNT REMAINING
IN MEASURE WW**

\$346,664,863

Measure WW Project Appropriations as of March 22, 2011

Attachment WW-1

Park/Location	Project	Project Description	Appropriation	Expenses	Net Available
DEVELOPMENT PROJECTS					
Alamo Canal Trail	540901	Alamo Canal Trail Feasibility	50,000	-	50,000
Ardenwood Center	147700	Electrical System Upgrade	100,000	-	100,000
Big Break	104803	Delta Science Ctr Construction	2,420,000	495,016	1,924,984
Briones	503100	Springhill Road Access Study	100,000	16,229	83,770
Carquinez Strait	148500	Carquinez Scenic Drive	1,434,540	727	1,433,812
Coyote Hills Center	147800	Visitor Center	75,000	-	75,000
Crown Beach	503900	Beach Restoration	80,000	-	80,000
East Bay Greenway Trail	505700	Coliseum BART to 105th Ave	400,000	-	400,000
Eastshore	148600	Golden Gate Fields Trail	1,500,000	-	1,500,000
Eastshore	571500	Albany Beach Study	50,000	-	50,000
Hayward Shoreline	147900	Marsh Dredging/Levee Constrctn	150,000	-	150,000
Iron Horse Regional Trail	147401	IHT Feasbl Stdy-DubBART/StaRta	1,725,000	5,124	1,719,875
M L King Jr to Crown Beach	503800	Tidewater to High Street Trail	25,000	4,070	20,929
Mission Peak	148100	Stanford Staging Area Expansn	150,000	33,634	116,365
Point Pinole	146700	Prelim Concept Interp Facility	200,000	4,747	195,252
Point Pinole	148000	Breuner Marsh Restoration	550,000	282,695	267,304
San Pablo Bay	143300	Trail Segment at Bio-Rad	-	-	-
Sunol/Ohlone Wilderness	504100	Pond Restoration	100,000	-	100,000
DEVELOPMENT SUBTOTAL			\$9,109,540	\$842,242	\$8,267,291

Measure WW Project Appropriations as of March 22, 2011

Attachment WW-I

Park/Location	Project	Project Description	Appropriation	Expenses	Net Available
ACQUISITION PROJECTS					
Bay Area Ridge Trail	219500	Melzer	15,000	4,161	10,838
Bay Area Ridge Trail	219600	Gillrie	15,000	4,307	10,692
Black Diamond	214700	ANG/Eastern Development Corp	978,115	974,986	3,129
Black Diamond	214701	ANG/Eastern Development Corp	134,200	4,300	129,900
Black Diamond	219100	Save Mt Diablo-Irish Canyon	68,500	60,402	8,097
Black Diamond	219101	Save Mt Diablo-Irish Canyon	13,500	-	13,500
Black Diamond	231900	Plog Property	25,000	2,588	22,411
Black Diamond	235200	Barron	681,200	650,000	31,200
Black Diamond	236100	Affinito	25,000	16,456	8,543
Briones	217700	Remington Ranch	725,000	715,436	9,563
Briones	217701	Remington Ranch	61,500	-	61,500
Briones	218900	Thomas	20,000	13,263	6,736
Briones-Mt Diablo Trail	217400	Haji-Briones to Mt Diablo	422,650	399,231	23,418
Byron Vernal Pools	216800	Souza III	930,220	923,641	6,579
Byron Vernal Pools	216801	Souza III	61,500	-	61,500
Byron Vernal Pools	216900	Souza GQ	572,425	570,923	1,501
Byron Vernal Pools	216901	Souza GQ	1,500	-	1,500
Byron Vernal Pools	218200	Martin	1,668,383	1,666,264	2,118
Byron Vernal Pools	218201	Martin	20,500	-	20,500

Measure WW Project Appropriations as of March 22, 2011

Attachment WW-I

Park/Location	Project	Project Description	Appropriation	Expenses	Net Available
Concord Naval Weapons Station	217900	Land Waste Management	1,200,000	1,184,450	15,550
Concord Naval Weapons Station	217901	Land Waste Management	59,000	-	59,000
Crockett Hills	217200	Scrimgeour	1,013,100	996,596	16,503
Crockett Hills	217201	Scrimgeour	1,500	-	1,500
Deer Valley	236800	Li/Deer Valley	10,000	3,900	6,099
Doolan Canyon	215300	Brentwood RE Investors	25,000	20,661	4,338
Doolan Canyon	233900	Schmitz Property	2,416,000	2,403,545	12,455
Doolan Canyon	233901	Schmitz Property	55,600	-	55,600
Garin	236500	Carden	10,000	5,392	4,608
Garin	218300	Gonsalves	6,679	6,679	-
Garin to Mission Peak Trail	233800	Garin to Mission Pk/Louie etal	227,000	2,143	224,857
Hayward Shoreline	236300	City of Hayward	20,000	21,631	(1,631)
Las Trampas	235900	Gatti	10,000	7,662	2,337
Las Trampas	236000	Jones Property	10,000	6,013	3,986
Leona Open Space	218400	Mbanugo	20,000	15,822	4,177
Mission Peak	219000	Wool Family Ltd Partners	20,000	9,632	10,367
Pleasanton Ridge	205800	Schuhart II / Pleasanton Ridge	78,101	72,101	6,000
Pleasanton Ridge	217600	Golftec Development Group LLC	667,000	669,025	(2,025)
Pleasanton Ridge	219400	Castleridge	20,000	14,949	5,050
Pleasanton Ridge	233501	Tyler Ranch/Roberts/King	229,000	-	229,000

Measure WW Project Appropriations as of March 22, 2011

Attachment WW-I

Park/Location	Project	Project Description	Appropriation	Expenses	Net Available
Pleasanton Ridge	233502	Tyler Ranch/Roberts/King	1,658,000	1,658,000	-
Pleasanton Ridge	235500	Sweningsen	10,000	9,346	653
Pleasanton Ridge	235700	Owen	2,007,000	21,632	1,985,367
Pleasanton Ridge	237100	Zwissig	10,000	528	9,471
Point Pinole	236600	Murray Parkway	10,000	4,645	5,354
Rancho Pinole	235100	Muir Heritage/Fernandez	10,000	4,691	5,308
Rancho Pinole	235800	Besphil & Co, Et Al	1,005,000	929,025	75,974
Urban Creeks	215500	Chabot Dunsmuir LP	1,925,300	1,924,395	904
Vargas Plateau	218100	Rose	371,779	585,603	(213,824)
Vargas Plateau	218101	Rose	77,000	-	77,000
Vargas Plateau	236200	Hartkopf	10,000	9,232	767
Wildcat Canyon/Alvarado Park	236900	FRB, Inc.	10,000	1,318	8,681
ACQUISITION PROJECT SUBTOTAL			\$19,641,252	\$16,594,574	\$3,046,651
TOTAL WW APPROPRIATIONS TO DEVELOPMENT AND ACQUISITION PROJECTS			\$28,750,792	\$17,436,816	\$11,313,942
APPROPRIATIONS TO DESIGNATED/FUTURE PRELIMINARY ACQUISITION			\$31,191,427	-	\$31,191,427
TOTAL APPROPRIATIONS FROM MEASURE WW FUND SOURCE			\$59,942,219	\$17,436,816	\$42,505,369

**Measure WW Remaining Balances,
Sorted by Park**

Attachment WW-2

Measure WW Allocation (less 7% reserve): \$348,750,000
 Appropriated to projects as of 3/22/2011: \$28,750,792
 Remaining Unappropriated (detail shown below): \$319,999,208

Park Name		TOTAL	ACQ	DEV	METRO
1	Alameda Point	6,550,000	4,300,000	2,250,000	W
2	Alamo Canal Trail	-	-	-	M
3	Anthony Chabot	2,025,000	2,025,000	-	W
4	Ardenwood	2,150,000	-	2,150,000	S
5	Bay Point	1,575,000	675,000	900,000	D
6	Bay Trail	9,063,460	7,158,000	1,905,460	M
7	Bay Water Trail	5,890,000	4,850,000	1,040,000	M
8	Big Break Shoreline	180,000	180,000	-	D
9	Black Diamond	2,574,485	1,674,485	900,000	D
10	Briones	6,455,850	3,720,850	2,735,000	D
11	Byron Vernal Pools	1,404,355	1,134,355	270,000	D
12	Calaveras Ridge Trail	11,323,000	9,000,000	2,323,000	M
13	Carquinez Strait	4,050,000	3,600,000	450,000	D
14	Clayton Ranch	2,025,000	1,800,000	225,000	D
15	Concord Naval Weapons Station	14,691,000	9,741,000	4,950,000	D
16	Coyote Hills	8,025,000	4,500,000	3,525,000	S
17	Crockett Hills	3,035,400	2,585,400	450,000	W
18	Crown Beach	6,400,000	3,600,000	2,800,000	W
19	Deer Valley	3,590,000	2,690,000	900,000	D
20	Delta Access	4,950,000	3,600,000	1,350,000	D
21	Delta Recreation	1,000,000	-	1,000,000	D
22	Delta Trail	4,050,000	2,700,000	1,350,000	D
23	Diablo Foothills	7,200,000	6,300,000	900,000	D
24	Doolan Canyon/Tassajara Hills	3,178,400	2,503,400	675,000	M

**Measure WW Remaining Balances,
Sorted by Park**

Attachment WW-2

	Park Name	TOTAL	ACQ	DEV	METRO
25	Dry Creek	6,700,000	5,800,000	900,000	S
26	Dublin Hills	4,725,000	4,500,000	225,000	D
27	Dunsmuir Heights Trail	450,000	-	450,000	W
28	East Bay Greenway Trail	-	400,000	(400,000)	W
29	Eastshore State Park	26,950,000	24,300,000	2,650,000	W
30	Garin	2,908,321	2,683,321	225,000	S
31	Garin to Pleasanton Ridge Trail	2,025,000	1,800,000	225,000	S
32	Gateway Shoreline	5,400,000	4,500,000	900,000	W
33	Hayward Shoreline	4,330,000	1,780,000	2,550,000	S
34	Iron Horse to Mount Diablo Trail	1,350,000	900,000	450,000	D
35	Iron Horse Trail	1,105,000	1,350,000	(245,000)	M
36	Lake Chabot	1,800,000	1,800,000	-	W
37	Las Trampas	8,305,000	5,155,000	3,150,000	D
38	Leona Open Space	2,480,000	2,480,000	-	W
39	Marsh Creek Trail	900,000	450,000	450,000	D
40	Martin Luther King Jr Shoreline	12,295,000	9,450,000	2,845,000	W
41	Mission Peak	5,230,000	4,480,000	750,000	S
42	Morgan Territory	8,100,000	7,200,000	900,000	D
43	North Richmond Shoreline	3,400,000	3,200,000	200,000	W
44	Oak Knoll to Ridge Trail	720,000	450,000	270,000	W
45	Oakland Shoreline	10,800,000	9,000,000	1,800,000	W
46	Ohlone	7,325,000	7,200,000	125,000	S
47	Oyster Bay	2,070,000	270,000	1,800,000	S
48	Pleasanton Ridge	9,045,899	7,020,899	2,025,000	S
49	Point Pinole	7,330,000	2,390,000	4,940,000	W
50	Point San Pablo Peninsula	4,450,000	4,000,000	450,000	W
51	Quarry Lakes	4,500,000	2,700,000	1,800,000	S

**Measure WW Remaining Balances,
Sorted by Park**

Attachment WW-2

Park Name		TOTAL	ACQ	DEV	METRO
52	Rancho Pinole	2,135,000	1,685,000	450,000	D
53	Redwood	5,200,000	2,700,000	2,500,000	W
54	Ridge Trail	12,433,000	11,193,000	1,240,000	M
55	Roberts	1,350,000	-	1,350,000	W
56	Round Valley	7,200,000	6,300,000	900,000	D
57	San Pablo Bay	855,000	630,000	225,000	W
58	Sibley/Huckleberry	5,900,000	5,400,000	500,000	W
59	Sunol	4,950,000	3,600,000	1,350,000	S
60	Sycamore Valley Openspace	925,000	900,000	25,000	D
61	Tassajara Creek Trail	900,000	450,000	450,000	D
62	Tilden	2,040,000	-	2,040,000	W
63	Urban Creeks	8,014,700	6,124,700	1,890,000	M
64	Vargas Plateau	7,190,221	5,190,221	2,000,000	S
65	Vasco Caves	3,036,117	2,811,117	225,000	D
66	Wildcat Canyon	890,000	890,000	-	W
67	Wildcat Creek Trail	900,000	450,000	450,000	W
TOTAL		\$319,999,208	\$241,920,748	\$78,078,460	

Note: Metro "M" denotes multiple metro areas.

Measure WW Local Grant Program Projects by Agency

Attachment WW-3

PROJ	AGENCY	PROJECT NAME	ALLOCATION	APPLIED	APPROVED	STATUS	PAID TOTAL
310001	Alameda	Krusi Park Renovation		\$1,365,489	\$1,365,489	APPROVED	
310002	Alameda	Tillman Park Play Structure Replacement		\$100,000	\$100,000	APPROVED	
310003	Alameda	Tennis Court Resurfacing in Various Parks		\$350,000	\$350,000	APPROVED	
310004	Alameda	Alameda Boys & Girls Club Youth Development Center		\$1,000,000	\$1,000,000	APPROVED	\$800,000
Alameda Total				\$3,465,489	\$2,815,489		\$800,000
310101	Albany	Ocean View Park Rubber Surface		\$20,000	\$20,000	APPROVED	
310102	Albany	Albany After School Recreation Expansion and Renovation		\$120,000	\$120,000	APPROVED	
310103	Albany	Albany After School Recreation Expansion and Renovation (Phase 2)		\$16,400	\$0	CANCELLED	
310104	Albany	Albany Waterfront "cove" Enhancement Project		\$50,000	\$50,000	APPROVED	
Albany Total				\$771,363	\$190,000		
313501	Ambrose	Ambrose Park, Phase I		\$1,127,177	\$1,127,177	APPROVED	
Ambrose Total				\$1,127,177	\$1,127,177		
311401	Antioch	Security Camera Program		\$225,000	\$225,000	APPROVED	
311402	Antioch	Lone Tree Golf Course Range Light Project		\$246,195	\$246,195	APPROVED	
311403	Antioch	Deerfield Park Playground Equipment Replacement		\$94,500	\$94,500	APPROVED	

Measure WW Local Grant Program Projects by Agency

Attachment WW-3

PROJ	AGENCY	PROJECT NAME	ALLOCATION	APPLIED	APPROVED	STATUS	PAID TOTAL
311404	Antioch	Eagleridge Park Playground Equipment Replacement		\$94,500	\$94,500	APPROVED	
311405	Antioch	Fishing Pier Pavilion		\$66,150	\$66,150	APPROVED	
311406	Antioch	Prewett Community Park Eastern Parking Lot and Landscape Renovation		\$748,800	\$748,800	APPROVED	
Antioch Total			\$4,586,998	\$1,475,145	\$1,475,145		
310201	Berkeley	Aquatic Park Habitat Restoration and Planting		\$32,500	\$32,500	APPROVED	
310202	Berkeley	Tom Bates Regional Sports Complex Phase 2A		\$63,121	\$63,121	APPROVED	
310203	Berkeley	San Pablo Park Basketball Courts Renovation		\$455,000	\$455,000	APPROVED	
310204	Berkeley	Skate Park Construction Joint Replacement		\$89,415	\$89,415	APPROVED	
310205	Berkeley	Terrace View Park Basketball Courts Renovation		\$204,510	\$204,510	APPROVED	
310206	Berkeley	Virginia McGree Totlot Renovation		\$422,500	\$422,500	APPROVED	
Berkeley Total			\$4,876,584	\$1,267,046	\$1,267,046		
311701	Concord	Pave Loop Road at Camp Concord		\$565,000	\$0	NOT APPROVED	
311702	Concord	Refurbish/Upgrade Camp Concord Family Camp Bathhouse		\$395,000	\$0	NOT APPROVED	
311703	Concord	Replacement of Playground Equip. at Cambridge & Ygnacio Valley Parks		\$309,000	\$309,000	APPROVED	\$158,638
311704	Concord	Concord Community Pool Mechanical Equipment Replacement		\$230,033	\$230,033	APPROVED	\$58,308

Measure WW Local Grant Program Projects by Agency

Attachment WW-3

PROJ	AGENCY	PROJECT NAME	ALLOCATION	APPLIED	APPROVED	STATUS	PAID TOTAL
311705	Concord	Hillcrest Park Maintenance Building		\$129,756	\$129,756	CLOSED	\$129,756
311706	Concord	Installation of Irrigation Wells at Boatwright Playfields		\$280,000	\$0	NOT APPROVED	
311707	Concord	Meadow Homes Spray Park & Restroom Replacement		\$1,050,600	\$1,050,600	APPROVED	\$93,626
311708	Concord	Demolish Building and Install Equipment Shelter at Newhall Park		\$108,400	\$108,400	APPROVED	\$907
311709	Concord	Install Shade Structure at Hillcrest Park		\$109,500	\$109,500	APPROVED	\$87,600
311710	Concord	Replace Irrigation Main Line, Valves and Controller at Sun Terrace Park		\$30,000	\$30,000	APPROVED	\$3,634
311711	Concord	Resurfacing of Tennis Courts at Willow Pass, Concord Community and Pine Hollow Parks		\$91,000	\$91,000	APPROVED	\$30,560
311712	Concord	Willow Pass Sports Field Improvements		\$127,385	\$127,385	APPROVED	\$55,838
311713	Concord	Pave Loop Road at Camp Concord (Phase II & III)		\$445,000	\$445,000	APPROVED	\$5,339
311714	Concord	Refurbish/Upgrade Camp Concord Family Bathhouse		\$395,000	\$395,000	APPROVED	\$6,650
311715	Concord	New Playground Equipment at Newhall Park		\$150,000	\$150,000	APPROVED	
311716	Concord	Construct Bocce Courts at Baldwin Park		\$392,615	\$392,615	APPROVED	\$19,194
311717	Concord	Replace Electrical Pull Boxes at Several City Parks		\$150,000	\$150,000	APPROVED	
311718	Concord	ADA Barrier Removal at Baldwin Park		\$100,000	\$100,000	APPROVED	
Concord Total				\$5,657,180	\$5,058,289		\$650,051

Measure WW Local Grant Program Projects by Agency

Attachment WW-3

PROJ	AGENCY	PROJECT NAME	ALLOCATION	APPLIED	APPROVED	STATUS	PAID TOTAL
313801	Crockett	Crockett Pool Plumbing Replacement		\$207,144	\$207,144	APPROVED	\$37,521
Crockett Total			\$207,144	\$207,144	\$207,144		\$37,521
311801	Danville	Veterans Memorial Building		\$1,897,488	\$1,897,488	APPROVED	\$1,038,328
Danville Total			\$1,897,488	\$1,897,488	\$1,897,488		\$1,038,328
310301	Dublin	Fallon Sports Park - Synthetic Turf		\$1,123,610	\$1,123,610	APPROVED	\$898,888
310302	Dublin	Dublin Sports Grounds Phase IV		\$1,021,508	\$1,021,508	APPROVED	
Dublin Total			\$2,145,118	\$2,145,118	\$2,145,118		\$898,888
311901	El Cerrito	Cerrito Vista Park Playground Equipment Replacement		\$186,492	\$186,492	CLOSED	\$186,492
311902	El Cerrito	Allocation to Gilman Street Sports Fields, Paid to Berkeley		\$13,796	\$13,796	APPROVED	
311903	El Cerrito	Huber Park Improvements		\$174,000	\$0	INCOMPLETE	
311904	El Cerrito	Creekside Park Lighting		\$205,000	\$205,000	APPROVED	
El Cerrito Total			\$1,065,840	\$579,288	\$405,288		\$186,492
310401	Emeryville	Horton Landing Park		\$194,572	\$194,572	APPROVED	\$38,914
Emeryville Total			\$444,572	\$194,572	\$194,572		\$38,914
310501	Fremont	Citywide Play Area Upgrades		\$2,682,258	\$2,682,258	APPROVED	

Measure WW Local Grant Program Projects by Agency

Attachment WW-3

PROJ	AGENCY	PROJECT NAME	ALLOCATION	APPLIED	APPROVED	STATUS	PAID TOTAL
310502	Fremont	Tiny Tots Play Area Upgrades		\$488,386	\$488,386	APPROVED	
Fremont Total			\$9,758,562	\$3,170,644	\$3,170,644		
311201	HARD	Meek Park West Terrace Project		\$661,000	\$661,000	APPROVED	
311202	HARD	Holland Park Development		\$900,000	\$900,000	APPROVED	
311203	HARD	Fairmont Terrace Acquisition		\$315,000	\$0	APPLIED	
HARD Total			\$12,706,683	\$1,876,000	\$1,561,000		
312001	Hercules	EBRPD Acquisition, Rancho El Pinole		\$200,000	\$200,000	APPROVED	\$200,000
Hercules Total			\$1,111,728	\$200,000	\$200,000		\$200,000
314201	Kensington	Kensington Park Restroom		\$100,000	\$100,000	APPROVED	
Kensington Total			\$258,358	\$100,000	\$100,000		
312101	Lafayette	Burton Ridge Trail Connector		\$300,000	\$300,000	APPROVED	
312102	Lafayette	Acalanes Ridge Acquisition APN's 175-060-006 & 175-030-001		\$391,650	\$391,650	APPROVED	
Lafayette Total			\$1,082,501	\$691,650	\$691,650		
312301	Moraga	Camino Pablo Fields		\$734,300	\$734,300	APPROVED	
Moraga Total			\$737,587	\$734,300	\$734,300		

Measure WW Local Grant Program Projects by Agency

Attachment WW-3

PROJ	AGENCY	PROJECT NAME	ALLOCATION	APPLIED	APPROVED	STATUS	PAID TOTAL
310601	Newark	Lakeshore Park Seawall Project		\$1,500,000	\$1,500,000	APPROVED	
Newark Total			\$2,005,169	\$1,500,000	\$1,500,000		
310701	Oakland	Caldecott Trail Improvement Phase I		\$1,000,000	\$1,000,000	APPROVED	\$6,567
310702	Oakland	East Oakland Sports Center		\$6,000,000	\$6,000,000	APPROVED	\$4,800,000
310703	Oakland	25th Street Mini Park		\$730,000	\$730,000	APPROVED	\$77,125
310704	Oakland	Bushrod Soccer Field		\$3,300,000	\$0	NOT APPROVED	
310705	Oakland	Central Reservoir		\$600,000	\$600,000	APPROVED	\$5,344
310706	Oakland	City Stables		\$500,000	\$500,000	APPROVED	
310707	Oakland	Children's Fairyland Entryway Improvements		\$500,000	\$500,000	APPROVED	
310708	Oakland	Oakland Feather River Camp (Camps in Common)		\$500,000	\$500,000	APPROVED	\$7,106
310709	Oakland	Lazear Field Improvements		\$500,000	\$0	NOT APPROVED	
310710	Oakland	Morcom Rose Garden		\$1,700,000	\$1,700,000	APPROVED	\$190,464
310711	Oakland	Owen Jones Field Improvement		\$1,000,000	\$1,000,000	APPROVED	\$60,413
310712	Oakland	Poplar Field Improvements		\$850,000	\$850,000	APPROVED	\$5,215
310713	Oakland	Raimondi Park - Phase I		\$224,456	\$224,456	APPROVED	\$179,565

Measure WW Local Grant Program Projects by Agency

Attachment WW-3

PROJ	AGENCY	PROJECT NAME	ALLOCATION	APPLIED	APPROVED	STATUS	PAID TOTAL
Oakland Total			\$19,204,456	\$17,404,456	\$13,604,456		\$5,331,799
314601	Oakland Zoo	Giraffe Barn Construction		\$400,000	\$400,000	APPROVED	
Oakland Zoo Total			\$4,000,000	\$400,000	\$400,000		
312401	Oakley	Creekside Park Phase 2		\$1,517,862	\$1,517,862	APPROVED	\$554,529
Oakley Total			\$1,517,862	\$1,517,862	\$1,517,862		\$554,529
312601	Pinole	Pinole Valley Park Soccer Field Renovation		\$337,500	\$337,500	APPROVED	
312602	Pinole	Pinole Valley Tennis Courts Renovation		\$80,550	\$0	CANCELLED	
312603	Pinole	Pinole Senior Fitness Trail		\$26,050	\$26,050	APPROVED	
312604	Pinole	Pinole Community Playhouse Renovation		\$29,600	\$29,600	APPROVED	
Pinole Total			\$877,216	\$473,700	\$393,150		
312701	Pittsburg	Central Park All Weather Soccer Field		\$1,144,000	\$1,144,000	APPROVED	
312702	Pittsburg	Hillview Junior High School Playfield Renovation		\$1,765,000	\$1,765,000	APPROVED	
Pittsburg Total			\$2,909,214	\$2,909,000	\$2,909,000		
312801	Pleasant Hill RPD	Pool Resurfacing, Isolation & VGB Upgrades		\$486,000	\$486,000	APPROVED	
Pleasant Hill RPD Total			\$1,746,348	\$486,000	\$486,000		

Measure WW Local Grant Program Projects by Agency

Attachment WW-3

PROJ	AGENCY	PROJECT NAME	ALLOCATION	APPLIED	APPROVED	STATUS	PAID TOTAL
312901	Richmond	Bay Trail Gap Closure between Ferry Point and Kaiser Shipyard #3		\$300,000	\$300,000	APPROVED	
312902	Richmond	Burg Park Restoration		\$350,000	\$0	NOT APPROVED	
312903	Richmond	East Trail Connector		\$62,000	\$0	NOT APPROVED	
312904	Richmond	Marina Bay Park - Restroom		\$300,000	\$0	NOT APPROVED	
312905	Richmond	Shimada Park, Rose Garden		\$56,000	\$0	NOT APPROVED	
312906	Richmond	Shields-Reid Park Renovation		\$490,000	\$0	NOT APPROVED	
312907	Richmond	Wendell Park Renovation		\$842,000	\$0	NOT APPROVED	
312908	Richmond	Allocation to Gilman Street Sports Fields, Paid to Berkeley		\$61,275	\$61,275	APPROVED	
312909	Richmond	Renovation of the Richmond Natatorium, Phase II		\$3,100,000	\$3,100,000	APPROVED	
312910	Richmond	Burg Park Restoration		\$350,000	\$0	INCOMPLETE	
312911	Richmond	East Trail Connector		\$62,000	\$0	INCOMPLETE	
312912	Richmond	Marina Bay Park, Restroom		\$300,000	\$0	INCOMPLETE	
312913	Richmond	Shimada Park, Rose Garden		\$56,000	\$0	INCOMPLETE	
312914	Richmond	Shields-Reid Park Renovation		\$490,000	\$0	INCOMPLETE	
		Richmond Total		\$4,733,985	\$6,819,275	\$3,461,275	

Measure WW Local Grant Program Projects by Agency

Attachment WW-3

PROJ	AGENCY	PROJECT NAME	ALLOCATION	APPLIED	APPROVED	STATUS	PAID TOTAL
311001	San Leandro	AC Repair, All Pathways		\$500,000	\$500,000	APPROVED	\$159,640
311002	San Leandro	Toyon Park Play Equipment		\$435,000	\$435,000	APPROVED	
311003	San Leandro	Par Course Improvements		\$734,998	\$734,998	APPROVED	
311004	San Leandro	Marina Park Group Picnic Areas		\$988,000	\$988,000	APPROVED	
311005	San Leandro	Marina Park Irrigation Improvements		\$622,000	\$622,000	APPROVED	
311006	San Leandro	Stenzel Bleacher Replacement		\$96,000	\$96,000	APPROVED	
311007	San Leandro	Stenzel Park Drainage		\$179,000	\$179,000	APPROVED	
311008	San Leandro	SL Ball Park Locker/Restroom Refurbishment		\$130,000	\$130,000	APPROVED	
311009	San Leandro	Resurface Skate Park		\$56,000	\$56,000	APPROVED	
San Leandro Total				\$3,740,998	\$3,740,998		\$159,640
313101	San Ramon	Forest Home Farms - Bldg. 14 Restoration Education Center & Resurfacing Asphalt Parking Lot and Driveway		\$302,163	\$302,163	APPROVED	\$69,959
313102	San Ramon	Red Willow Playground Renovation		\$50,000	\$50,000	CLOSED	\$50,000
313103	San Ramon	San Ramon Central Park Playground & Participatory Fountain Renovation		\$580,000	\$580,000	CLOSED	\$580,000
313104	San Ramon	San Ramon Olympic Pool Replastering Project		\$340,000	\$0	NOT APPROVED	

Measure WW Local Grant Program Projects by Agency

Attachment WW-3

PROJ	AGENCY	PROJECT NAME	ALLOCATION	APPLIED	APPROVED	STATUS	PAID TOTAL
313105	San Ramon	San Ramon Olympic Pool Replastering Project		\$340,000	\$340,000	APPROVED	
313106	San Ramon	Park Restroom Renovations		\$140,000	\$140,000	APPROVED	
San Ramon Total			\$2,696,685	\$1,752,163	\$1,412,163		\$699,959
313201	Walnut Creek	Acquisition of Acalanes Ridge APN 175-060-006 and 075-030-011		\$391,650	\$391,650	APPROVED	
Walnut Creek Total			\$2,984,810	\$391,650	\$391,650		
GRAND TOTAL, GRANT PROJECTS				\$61,140,854	\$51,816,904		\$10,596,121
ADMINISTRATIVE FEE					\$2,623,594		
TOTAL APPROPRIATION					\$54,440,498		

Measure WW 2011 Local Grant Program Project Applications

Attachment WW-4

	AGENCY	PROJECT NAME	APPLICATION AMOUNT	PROJECT SCOPE
1	Alameda	Encinal Boat Ramp Bathroom Replacement Project	\$284,511	The Encinal Boat Ramp Bathroom Replacement Project consists of demolishing the existing structure and constructing a more modern restroom and storage facility. The project also includes landscape improvements.
2	Albany	Dartmouth Tot Lot Rubber Surface	\$24,000	Currently the surface under the play structure at Ocean View Park is engineered fibar. The project includes removing the fibar and replacing it with a rubberized surface for better ADA access. The area to be replaced is approximately 1,000 square feet.
3	Albany	Jewel's Terrace Park Rubber Surface	\$13,620	Currently the surface under the play structure at Ocean View Park is engineered fibar. The project includes removing the fibar and replacing it with a rubberized surface for better ADA access. The area to be replaced is approximately 1,000 square feet.
4	Antioch	Prewett Aquatics Center - Renovation/Repairs	\$320,000	This project will replace the original, heaters, pumps and pool filters; re-plaster 3 pools for this aquatics complex that includes those pools and 3 water slides. The other main renovation will be the replacement of the cool decking around 3 pools and down the main promenade that runs the length of the complex. These improvements will reduce the current maintenance costs and utility costs to the city of Antioch annually.
5	Antioch	Antioch Community Park Synthetic Turf Fields (2) and Field Lighting (2)	\$2,494,000	Development of 2 synthetic turfed soccer fields with sport lighting for both fields - these will replace two existing natural turf fields.
6	Berkeley	James Kenney Park Play Area Renovation Project	\$650,000	Reconfigure play areas, replace play equipment, install the following: picnic areas, landscaping, lighting, paving and amenities.
7	Berkeley	Ohlone Dog Park Renovation Project	\$325,000	Renovate existing Dog Park with improved surfacing, drainage, irrigation and pathway upgrades.

Measure WW 2011 Local Grant Program Project Applications

Attachment WW-4

	AGENCY	PROJECT NAME	APPLICATION AMOUNT	PROJECT SCOPE
8	Berkeley	Citywide picnic areas improvement project	\$138,100	Replace existing picnic area fixtures at up to twelve City of Berkeley parks.
9	Brentwood	Summerset Commons	\$1,100,000	Summerset Commons will be a 13-acre passive park that serves the Summerset II, III and IV neighborhoods along Fairview Avenue. The park is a combination of formal landscape, vineyards, olive groves, and walking paths that is intended to bring the agricultural history of the area together with citizens who have moved to Brentwood for a more relaxed way of life. The park will contain an education component to help users understand the process involved in the growing of grapes and olives.
10	Clayton	Community Park - Parking Lot Expansion	\$492,883	The construction of 100 additional parking spaces at the Clayton Community Park including stormwater treatment facilities, lighting, signing, fencing, retaining walls, landscaping and irrigation.
11	Concord	Dog Park at Baldwin Park	\$104,000	Construct a sanctioned, fenced, off-leash dog park within Baldwin Park. Project includes an approximate four-thousand square foot fenced-in area for small dogs, and an approximate thirty thousand square foot fenced-in area for larger dogs. Landscape improvements, water fountain modification, and miscellaneous concrete and decomposed aggregate work are also included in the scope of work.
12	Concord	Replace Tennis courts and Softball Field Lighting at Willow Pass Park	\$500,000	Replace softball field and tennis court lighting at Willow Pass Park. Softball Field Lighting is to be replaced at softball field #1 located on the south side of Salvio Street near the intersection of Salvio Street and East Olivera Road. Tennis Court Lighting shall be replaced for four tennis courts located on the north side of Salvio Street near the intersection of Salvio Street and East Olivera Road.

Measure WW 2011 Local Grant Program Project Applications

Attachment WW-4

	AGENCY	PROJECT NAME	APPLICATION AMOUNT	PROJECT SCOPE
13	Concord	Replace Well Pump @ Ellis Lake, Newhall Park, Cambridge Park & Concord Community Park	\$756,000	Replace Well Pump Systems at Ellis Lake, Newhall Park and Cambridge Park.
14	Concord	Ygnacio Valley Park Electrical Service	\$157,000	Upgrade electrical cabling providing electrical power to the restrooms, maintenance building and irrigation systems at Ygnacio Valley Park.
15	Concord	ADA Barrier Removal @ Various Parks	\$200,000	Construct miscellaneous sidewalk and accessibility improvements per current ADA standards at Brazil Quarry Park, Cambridge Park and Bart Linear Park
16	Discovery Bay	Cornell Park Playground Replacement	\$111,649	Removal and replacement of playground equipment. Complete project design includes minor redesign of existing hardscape, installation of new play equipment, site furnishing, concrete seat wall and poured in place rubber safety surfacing.
17	Fremont	Irrigation Controller Replacement and Radio Antenna Installation	\$514,000	Replace all existing Irrigation controllers and related irrigation system components with Calsense controllers in six (6) neighborhood parks and nine (9) community parks. Install 30-foot radio antenna in 4 community parks and 1 neighborhood park. Community Parks include Warm Springs, Irvington, Centerville, Mission San Jose, Niles, Los Cerritos Northage, Sylvester Harvey, Karl Nordvik, Old Mission. Neighborhood parks are Lone Tree, Booster, Arroyo Agua Caliente, Gomes, Rix, Frank Fisher, Marshall.
18	Fremont	Patterson House Rehabilitation	\$759,000	The work is to repair the existing settled and cracked foundation, provide heating to the building, retrofit the electrical wires and panels, and repaint the building.

Measure WW 2011 Local Grant Program Project Applications

Attachment WW-4

	AGENCY	PROJECT NAME	APPLICATION AMOUNT	PROJECT SCOPE
19	Fremont	Citywide Wells Rehabilitation	\$748,360	The proposed project refurbishes and/or replaces old and malfunctioning well equipment that can no longer be corrected by routine maintenance. The proposed also adds new variable frequency drives (VFD) which reduce energy usage and allow better control of the output water pressure to the existing irrigation systems. The work under this project includes: (1) Removal of all existing above-ground facilities, including large storage tanks, at each well site. (2) Extraction of the existing well pumps, shafts, and motors for inspection. (3) Video inspection of the well casing for damages and cave-ins. (4) Replacement and/or refurbishment of the pumps, shafts, motor, and casing. (5) Re-assembling the well components and lowering into the casings. (6) Installation of new plumbing, including new surge tanks, to connect the wells to the existing irrigation system. (7) Upgrade and/or replacement of the electrical panels. (8) Installation of the VFD control panels. (9) Integration of the upgraded facilities into the Calsense wireless telemetry system.
20	Fremont	Warm Springs Community Park Restroom and Recreation Room Replacement	\$417,000	Building improvements to the Warm Springs Community Park Recreation Room and Restroom will include demolition and replacement of the existing recreation room with a new foundation and structure with concrete wall panels, steel framing, roofing and insulation, and other existing utilities. The restroom shall be a pre-fabricated concrete double restroom with plumbed water, sewer and other existing facilities.
21	Green Valley	Green Valley Pool Fence and Lighting	\$36,947	Replace existing perimeter fence at the Green Valley Pool property to meet all health department and building codes and increase security. Add lighting on the Green Valley Pool property to increase safety and security.
22	HARD	Manchester Property Acquisition	\$319,700	Acquisition of key parcel to provide a larger entry way and open space at Fairmont Terrace Park.

Measure WW 2011 Local Grant Program Project Applications

Attachment WW-4

	AGENCY	PROJECT NAME	APPLICATION AMOUNT	PROJECT SCOPE
23	Martinez	Martinez Marina Renovation Project	\$1,651,961	Renovation, repairs and replacement of breakwaters, demolition of existing docks, marina dredging and design/engineering.
24	Oakland Zoo	Elephant Barn Addition	\$50,000	Elephant Barn Expansion - The current elephant barn is no longer sufficient to house the elephant program, which now includes the management and care of four elephants. Future expansion of the program will see a long-term investment in the herd, with the acquisition of male and additional female elephants as part of a progressive breeding program.
25	Oakland Zoo	Rain Forest Exhibit Renovation	\$65,000	The Oakland Zoo will renovate two exhibits within the Rain Forest area. This will complete work started in 2001 including fencing, landscaping, and minor modification in the current bobcat and vulture exhibits.
26	Oakland Zoo	Veterinary Medical Hospital	\$3,050,000	The Oakland Zoo will build new 17,123 square feet, Veterinary Medical Hospital, total with a 13,887-foot footprint. Construction will be completed approximately 12 months from commencement using green and sustainable materials, and achieve LEED certification.
27	Oakland Zoo	California Conservation and Education Center	\$180,000	Funds for the Oakland Zoo's California Conservation and Education Center will be used to reconfigure the current Veterinary Care Center as well as construct an adjacent facility to allow for expanded conservation animal medical and behavioral research, education, and related activities.
28	Pinole	Pinole Valley Tennis Courts Renovation	\$80,550	Scope includes filling cracks, installing high strength self-adhesive fabric cracks and paving fabric over the entire court surface; paving and leveling the courts; two coats of resurfacing material and two coats of color. Also included are an additional windscreen, four benches and a community bulletin board.

Measure WW 2011 Local Grant Program Project Applications

Attachment WW-4

	AGENCY	PROJECT NAME	APPLICATION AMOUNT	PROJECT SCOPE
29	Pinole	Pinole Skate Park	\$344,000	The Skate park will be constructed within Pinole Valley Park, one of Pinole's primary community parks. It will be an above-ground skate park with street style skate elements. All design will include the local skate boarders. The project scope will include demolition, grading, retaining walls, relocation of the pathway and amenities, construction of a concrete pad and concrete skate elements plus additional landscaping. The Skate Park area is 5,724 square feet.
30	Pinole	Pinole Senior Fitness Trail	\$35,505	Additional funding request (Original grant amount was \$26,050).
31	Pinole	Pinole Community Playhouse Renovation	\$40,000	Additional funding request (Original grant amount was \$29,600).
TOTAL			\$15,962,785	