



Wild Plants of Brooks Island Regional Preserve

Common Name Version

A Photographic Guide

Sorted by Form, Color and Family
with Habitat Descriptions and Identification Notes

Photographs and text by Wilde Legard
District Botanist, East Bay Regional Park District

East Bay 
Regional Park District

New Revised and Expanded Edition - Includes the latest
scientific names, habitat descriptions and identification notes

A Photographic Guide to the Wild Plants of Brooks Island Regional Preserve

More than 2,000 species of native and naturalized plants grow wild in the San Francisco Bay Area. Most are very difficult to identify without the help of good illustrations. This is designed to be a simple, color photo guide to help you identify some of these plants. This guide is published electronically in Adobe Acrobat® format so that it can easily be updated as additional photographs become available. You have permission to freely download, distribute and print this guide for individual use. Photographs are © 2014 Wilde Legard, all rights reserved.

In this guide, the included plants are sorted first by form (Ferns & Fern-like, Grasses & Grass-like, Herbaceous, Woody), then by most common flower color, and finally by similar looking flowers (grouped by genus within each family). Each photograph has the following information, separated by '-':

COMMON NAME	According to <i>The Jepson Manual: Vascular Plants of California, Second Edition (JM2)</i> and other references (not standardized).
(Scientific Name)	According to <i>JM2</i> and <i>eFlora</i> (ucjeps.berkeley.edu/IJM.html).
Origin & Longevity	Native, Naturalized, or Waif (not reproducing without human care). Annual, Biennial, Perennial, or a combination.
Family Name	Common family name according to <i>JM2</i> ,
(Bloom date range)	Period during the year when the plant blooms, according to <i>JM2</i> and other sources. '-' if plant does not bloom (ie. Ferns).
Habitat	Habitat description according to <i>JM2</i> and other sources.
ID Characteristics	Plant description with identification characteristics and other notes, based on multiple sources including: <i>Annotated Checklist of the East Bay Flora, Second Edition (2013)</i> , <i>JM2</i> , <i>Plants of the San Francisco Bay Region (Revised Edition)</i> , and <i>Weeds of California and Other Western States</i> .
Additional notes	Occasionally, an additional note may appear (ie. NOXIOUS weed, INVASIVE weed, Fed & Calif. ENDANGERED, etc.).

Revision: 3/2/2014

Fern-like - Green/Brown

Wild Plants of Brooks Island Regional Preserve - Sorted by Form, Color and Family

Page 1




POLYPODY FERN (*Polypodium calirhiza*) Native Perennial - Polypody Family - - - On plants, rocky cliffs or outcrops, roadcuts, often granitic or volcanic, rarely dunes - Leaf blades 4-8" long, often widest above base, deeply lobed.



DUNE BENT GRASS (*Agrostis pallens*) Native Perennial - Grass Family - (Jun-Aug) - Common. Open meadows, woodland, forest, subalpine - Lower leaf blades <= 0.2" wide, flat to inrolled. Flower cluster 2-8" long, < 0.8" wide; narrow and arching when young.



SILVER HAIR GRASS (*Aira caryophylla*) Naturalized Annual - Grass Family - (Apr-Jun) - Sandy soils, open or disturbed sites - Flower cluster > 0.6" wide, diffuse with long slender branches. Spikelets about 0.1" long with 2 extended awns.



SLENDER WILD OAT (*Avena barbata*) Naturalized Annual - Grass Family - (Mar-Jun) - Disturbed sites - Plants gen 24-32". Spikelets 0.8-1.2" long. Awns 0.8-1.8" long. Lemma tip bristles >= 0.1" long. Seeds EDIBLE whole or ground for flour. INVASIVE weed.



LITTLE QUAKING GRASS (*Briza minor*) Naturalized Annual - Grass Family - (Apr-Jul) - Shaded or moist, open sites - Stem 3-20" tall. Spikelets 0.1-0.2" long, resemble tiny rattlesnake rattles.



SOFT CHESS (*Bromus hordeaceus*) Naturalized Annual - Grass Family - (Apr-Jul) - Fields, disturbed areas - Plant 4-26" tall. Leaf hairy. Flower cluster 1-5" long, dense, some stalks > spikelet. Spikelet 0.5-0.9". Lemma 0.26-0.4", awn 0.16-0.4". **INVASIVE weed.**



RED BROME (*Bromus madritensis* subsp. *rubens*) Naturalized Annual - Grass Family - (Mar-Jun) - Disturbed areas, roadsides - Plant 4-20". Flower cluster condensed, branches obscure, < spikelets. Stem & sheathes hairy. **INVASIVE weed.**



HAIRY PAMPAS GRASS (*Cortaderia jubata*) Naturalized Perennial - Grass Family - (Sep-Feb) - Disturbed sites, many habitats, esp coastal - Plant 6-23' tall. Leaf blades 0.1-0.5" wide, sheathes hairy. **NOXIOUS weed.**



SALT GRASS (*Distichlis spicata*) Native Perennial - Grass Family - (Apr-Sep) - Salt marshes, coastal dunes, moist, alkaline areas - Stem 4-20" long. Leaves 0.8-4" long, flat, stiff. Flower cluster 0.8-3" long, narrow. Spikelets straw-colored to purple, 2-20/group, 0.24-0.8" long.



WESTERN WILD-RYE (*Elymus glaucus* subsp. *glaucus*) Native Perennial - Grass Family - (Jun-Aug) - Open areas, chaparral, woodland, forest - Tufted. Stem 12-55" tall. Leaf 0.2-0.5" wide, flat. Spikelets 0.3-0.6" long, 2-4 per node. Lemma awn 0.4-1.2" long.



BEARDLESS WILD RYE (*Elymus triticoides*) Native Perennial - Grass Family - (Jun-Jul) - Dry to moist, often saline, meadows - Plant 18-50" tall, from rhizomes. Flower cluster 2-8" long. Spikelets generally 2/node. Lemmas 3-7, 0.2-0.5" long, awn to 0.12" long.



BROME FESCUE (*Festuca bromoides*) Naturalized Annual - Grass Family - (May-Jun) - Uncommon. Dry, disturbed places, coastal-sage scrub, chaparral - Stem < 20". Inflor 0.6-6" tall, dense, lower branches erect. Spikelet 0.2-0.4" long, awn 0.1-0.3" long.



IDAHO FESCUE (*Festuca idahoensis*) Native Perennial - Grass Family - (Jul-Sep) - Dry, open or shady places - Stem 12-40" tall, gen densely clumped. Leaf sheath at least half open, smooth, persistent. Spikelet 0.3-0.7" long, florets 3-9, awn 0.04-0.24" long.



RED FESCUE (*Festuca rubra*) Native Perennial - Grass Family - (May-Jul) - Sand dunes, grassland, subalpine forest - Plant 12-32", hairy, clumped, w/closed sheath. Generally with rhizomes. Spikelets 0.4-0.5", florets 3-10, awns < 0.16" long.



NORTHERN BARLEY (*Hordeum brachyantherum* subsp. *brachyantherum*) Native Perennial - Grass Family - (May-Aug) - Meadows, pastures, streambanks - Stem 1-3' tall, gen robust. Leaf sheaths gen smooth, blade < 7.5" long. Lemma awn < 0.25".




JUNE GRASS (*Koeleria macrantha*) Native Perennial - Grass Family - (May-Jul) - Dry, open sites, clay to rocky soils, shrubland, woodland, conifer forest - Stem 8-32" long. Flower cluster condensed, shiny, branches short-hairy. Spikelet ~0.2" long, no awns.



COMMON REED (*Phragmites australis*) Native Perennial - Grass Family - (Jul-Nov) - Pond & lake margins, sloughs, marshes - Stem 6.6-13', gen < 0.4" diam. Leaf blades gen 8-18" long, base gradually narrowed. Flower cluster 6-20". Spikelet 0.4-0.6", lemmas smooth.



PURPLE NEEDLE GRASS (*Stipa pulchra*) Native Perennial - Grass Family - (Mar-Jun) - Oak woodland, chaparral, grassland - Stem 14-39" long. Leaf blade 4-8" long. Glumes 0.5-0.8" long, ~equal. Awn 1.6-4" long, last segment straight.



NAKED LADIES (*Amaryllis belladonna*) Naturalized Perennial - Amaryllis Family - (Jul-Sep) - Disturbed sites, often around abandoned home sites - Stems leafless, 1-2' tall. Flowers large and pink (sometimes white or yellow at the base). Escaped ornamentals.



CALIFORNIA PHACELIA (*Phacelia californica*) Native Perennial - Boraginaceae Family - (Mar-Sep) - Bluffs, open slopes, road cuts, chaparral, woodland - Plant tufted, stiff-hairy. Leaves gen pinnate w/big terminal leaflet. Flowers 0.16-0.28" long, lavender.



BLUE DICKS (*Dichelostemma capitatum* subsp. *capitatum*) Native Perennial - Brodiaea Family - (Mar-Jun) - Open woodland, scrub, desert, grassland - Plant 2-28" tall. Flowers blue-purple, not narrowed in the middle. Stamens 6. Early spring bloomer.



ITHURIEL'S SPEAR (*Triteleia laxa*) Native Perennial - Brodiaea Family - (Apr-Jun) - Common. Open forest, conifer or foothill woodland, grassland on clay soil - Flower stem 4-28". Leaves 8-16", 0.16-1" wide. Flowers blue, blue-purple or white, 0.7-1.9" long.



DWARF OWL'S CLOVER (*Triphysaria pusilla*) Native Annual - Broom-rape Family - (Apr-Jun) - Grassland - Plant 2-8" tall, yellow-brown or purple, hairy. Leaves 0.2-1.2" long, 3-9-lobed. Flowers purple (yellow), 0.16-0.28" long, in leaf axils.



PURPLE SANICLE (*Sanicula bipinnatifida*) Native Perennial - Carrot Family - (Mar-May) - Open grassland, gen on serpentine, or pine/oak woodland - Plant 5-24" tall. Leaves 1.6-7.5" long, 1-2x divided on a winged central axis. Flowers dark purple. Fruits prickly.



RUBY CHALICE CLARKIA (*Clarkia rubicunda*) Native Annual - Evening Primrose Family - (May-Aug) - Openings in woodland, forest, chaparral near coast - Stem < 5' long. Buds erect. Petals 0.4-1.2", rose w/red base. Sepals united. Stigma > anthers.



REDSTEM FILAREE (*Erodium cicutarium*) Naturalized Annual - Geranium Family - (Feb-Sep) - Open, disturbed sites, grassland, scrub - Stem 4-20". Leaves compound, leaflets dissected. Sepal tip bristly. Petal pink to purple. Fruit beak 0.8-2". **INVASIVE.**



GREENSTEM FILAREE (*Erodium moschatum*) Naturalized Annual - Geranium Family - (Feb-Sep) - Open, disturbed sites - Stem 4-24", short-hairy. Leaves compound, leaflets toothed. Sepal tip glabrous. Petals 0.4-0.6" long, pink. Fruit beak 0.8-1.6" long.



CUT-LEAVED GERANIUM (*Geranium dissectum*) Naturalized Annual - Geranium Family - (Mar-Jul) - Open, disturbed sites - Stem 3-28" tall, rough-hairy. Leaf blades deeply divided. Petals violet-red, 0.1-0.25" long w/notched tips. Flower stalk sticky. **INVASIVE.**



HAIRY DOVE'S FOOT GERANIUM (*Geranium molle*) Naturalized Annual - Geranium Family - (Feb–Aug) - Open to shaded sites, disturbed ground - Stem 4-17" tall. Petals red-purple, 0.1-0.4" long, notched. Sepals awnless. Fruit smooth, wrinkled.



WESTERN BLUE-EYED-GRASS (*Sisyrinchium bellum*) Native Perennial - Iris Family - (Mar–May) - Common. Open, gen moist, grassy areas, woodland - Stem < 25" tall. Leaves iris-like. Petals 6, blue-purple with dark veins, 0.4-0.7" long.



WESTERN MARSH-ROSEMARY (*Limonium californicum*) Native Perennial - Leadwort Family - (Jul–Dec) - Common; coastal dunes, salt marshes - Plant < 14" tall. Leaves all at base, blades 2-6" long, thick, unlobed. Flowers lavender to whitish.



BULL MALLOW (*Malva nicaeensis*) Naturalized Annual - Mallow Family - (Mar–Jun) - Disturbed places - Stem 0.7-2'. Leaf blade 1.2-4.7" wide, 5-7 shallow lobes. Bractlets egg-shaped, 0.16-0.2" long. Petals pink to blue-violet, 0.2-0.5" long.



GERANIUM-LEAVED CHECKERBLOOM (*Sidalcea malviflora* subsp. *laciniata*) Native Perennial - Mallow Family - (Mar–Jun) - Grassland, open woodland - Plant 6-39" tall. Middle leaves linear-lobed. Petals 0.4-0.8" long, pink-lavender, gen white veined.



COYOTE-MINT (*Monardella villosa* subsp. *villosa*) Native Perennial - Mint Family - (May–Aug) - Dry rocky slopes, oak woods, chaparral - Plant < 20" tall. Leaves ovate, 0.4-0.9" mm long. Flower head 0.4-1.2" wide. Flowers pink to purple.



PACIFIC PEA (*Lathyrus vestitus* var. *vestitus*) Native Perennial - Pea Family - (Feb–Jul) - North: Conifer forest. South: chaparral & oak woodland - Stem wings to 0.02" wide. Leaves gen elliptic. Flowers 0.5-0.7" long, pale lavender to purple.



ARROYO LUPINE (*Lupinus succulentus*) Native Annual - Pea Family - (Feb–May) - Abundant. Open or disturbed areas, often seeded on roadbanks - Plant 8-40" tall, fleshy, sparsely hairy. Flowers 0.5-0.7" long, whorled, gen blue-purple, petal claws short-hairy.



SMALL-HEAD CLOVER (*Trifolium microcephalum*) Native Annual - Pea Family - (Apr–Aug) - Streambanks, moist, disturbed areas, roadsides, serpentine, conifer forest - Hairy. Head bract cup-like. Flowers pink to lavender, calyx lobes smooth-edged, > flowers.



TOMCAT CLOVER (*Trifolium willdenovii*) Native Annual - Pea Family - (Mar–Jun) - Abundant. Disturbed, gen spring-moist, heavy soils, occas serpentine - Head bract wheel-shaped, sharp-lobed. Leaf narrow. Flowers purple w/white tip, 0.3-0.6" long.



NARROW-LEAVED VETCH (*Vicia sativa* subsp. *nigra*) Naturalized Annual - Pea Family - (Mar–Jun) - Roadsides, disturbed areas, grassland, open areas in oak and riparian woodlands - Flowers 1-2 at leaf bases, pink-purple to white, 0.4-0.7" long. Leaflets 0.2-0.3" wide.



SPRING VETCH (*Vicia sativa* subsp. *sativa*) Naturalized Annual - Pea Family - (Mar–Jun) - Roadsides, disturbed areas, grassland, open areas in oak and riparian woodlands - Flowers 1-2 at leaf bases, pink-purple to white, 0.7-1.2" long. Leaflets 0.16-0.4" wide.



ITALIAN THISTLE (*Carduus pycnocephalus* subsp. *pycnocephalus*) Naturalized Annual - Sunflower Family - (Mar–Jul) - Roadsides, pastures, disturbed areas - Stems 8-79", narrow spiny-wings. Lower leaves 4-10 lobed, heads 2-5, flower bracts woolly. NOXIOUS.



BULL THISTLE (*Cirsium vulgare*) Naturalized Biennial - Sunflower Family - (May–Oct) - Common. Disturbed areas - Plant 12-79" tall. Top of leaves bristly; leaf base forming decurrent wings on stem. Flowers purple, gen 1-2" wide. NOXIOUS weed.



ARTICHOKE THISTLE (*Cynara cardunculus* subsp. *flavescens*) Naturalized Perennial - Sunflower Family - (Apr–Jul) - Disturbed places - Plant 1.6-8' tall. Artichoke head 1.6-6" diam, spine-tipped. Flowers blue or purple, 1.2-2" long. NOXIOUS weed.



COMMON CALIFORNIA WILD ASTER (*Symphyotrichum chilense*) Native Perennial - Sunflower Family - (Jun–Oct) - Grassland, salt marshes, disturbed places - Plant 16-39", partly hairy. Leaf 1.6-6", 0.2-1.2" wide. Rays violet, 0.3-0.5" long.



CURLY DOCK (*Rumex crispus*) Naturalized Perennial - Buckwheat Family - (All year) - Abundant. Disturbed places - Stem 16-39" tall. Flower cluster dense, valves 0.2-0.24", winged around tubercles, smooth edged. 1 tubercle enlarged. **INVASIVE.**



FIDDLE DOCK (*Rumex pulcher*) Naturalized Perennial - Buckwheat Family - (May-Sep) - Disturbed places, meadows, moist or dry habitats - Stem 8-24" long, branches widely spreading. Leaf blades 1.6-4" long, 1.2-2" wide. Valves w/2-5 teeth.



BEACH SALTBUUSH (*Atriplex leucophylla*) Native Perennial - Goosefoot Family - (Apr-Oct) - Sandy soils, dunes - Low-growing shrub < 12" tall, densely white-scaly. Stems 12-40" long, forming a mat. Leaf blades 0.3-1.6" long, rounded.



FAT-HEN (*Atriplex prostrata*) Native Annual - Goosefoot Family - (Apr-Oct) - Wet places, marshes - Plant 4-48" tall, branched at base. Leaves alternate, blades 0.4-3.5" long, triangular, green, not dense-scaly underneath.



PACIFIC PICKLEWEED (*Salicornia pacifica*) Native Perennial - Goosefoot Family - (Jul-Nov) - Salt marshes, alkaline flats - Plant 4-28" tall, branching from base, branches opposite. Flower clusters 0.8-3.3" long, 0.1-0.2" wide.



FLESHY RUSSIAN THISTLE (*Salsola soda*) Naturalized Annual - Goosefoot Family - (Jul-Oct) - Uppermost intertidal zone, saline or muddy flats, open areas in salt marshes - Plant 6-18" tall, succulent, branched from base, not red-stripped. **INVASIVE weed.**



DUTCHMAN'S PIPE (*Aristolochia californica*) Native Perennial - Pipevine Family - (Jan-Apr) - Streamsides, forest, chaparral - Soft-hairy vine. Stem < 16' long. Leaf blades 1.2-5.9" long. Flower green to pale brown with purple veins, 0.8-1.6" long, U-shaped.



LADY'S MANTLE (*Aphanes occidentalis*) Native Annual - Rose Family - (Mar-May) - Seasonally moist grassland, chaparral, woodland - Plant inconspicuous, soft hairy, < 4" tall. Leaves 0.1-0.5" long, deeply lobed. Flowers yellow-green, < 0.1" long.



PETTY SPURGE (*Euphorbia peplus*) Naturalized Annual - Spurge Family - (Feb–Aug) - Common. Disturbed areas - Stem 4-18" cm tall, smooth. Leaves 0.4-1.4" long, entire. Gland crescent-shaped. Seeds dotted. Fruit 2-keeled on angles.



PYGMY WEED (*Crassula connata*) Native Annual - Stonecrop Family - (Feb–May) - Open areas - Plants 0.8-2.4"+ tall, red in age. Flowers < 0.1" long, 2 per node; Sepals 4, pointed end. Petals generally < sepals.



BEACH BUR-SAGE (*Ambrosia chamissonis*) Native Perennial - Sunflower Family - (Jul–Oct) - Beaches, dunes - Plants forming mats; stems spreading or low growing with tips rising; cluster of many male flowers above solitary, spiny-bur-forming female flowers.



WESTERN RAGWEED (*Ambrosia psilostachya*) Native Perennial - Sunflower Family - (Jun–Nov) - Common. Roadsides, dry fields - Plant 1-6.5' tall, upright with long roots. Leaves 1-5" long with narrow lobes. Fruits spineless. Allergenic pollen.



MUGWORT (*Artemisia douglasiana*) Native Perennial - Sunflower Family - (May–Nov) - Common. Open to shady areas, often in drainages - Plant 20-60" tall. Leaves gen 0.4-4" long, densely hairy below, some 3-5 lobed. Flower bracts hairy.



DAGGERLEAF COTTONROSE (*Logfia gallica*) Naturalized Annual - Sunflower Family - (Mar–Jul) - Bare or grassy openings, burns - Plant 1-20" tall, gen cobwebby. Leaves awl-shaped, stiff, > flower heads. Flowers brown to yellow.



COMMON FIDDLENECK (*Amsinckia intermedia*) Native Annual - Borage Family - (Mar–Jun) - Abundant. Open, generally disturbed places - Plant 0.5-3' tall. Flowers orange with 5 red spots, 0.3-0.4" long, 0.2-0.4" wide, tube straight.



COMMON INDIAN PAINTBRUSH (*Castilleja affinis* subsp. *affinis*) Native Perennial - Broom-rape Family - (Mar–Jun) - Chaparral, coastal scrub - Plants 6-24" tall, gen bristly, non-sticky. Leaves 1-3", lance-shaped, 0-5 lobes. Flower cluster open, red to orange-red.



SHEEP SORREL (*Rumex acetosella*) Naturalized Perennial - Buckwheat Family - (Apr-Jul) - ± Disturbed, often acidic places - Stem < 16". Leaf gen basal, blade 0.8-2.4" long, lower arrowhead-shaped w/2 lobes. Flowers yellowish, turn reddish. **INVASIVE.**



SCARLET PIMPERNEL (*Anagallis arvensis*) Naturalized Annual - Myrsine Family - (Mar-May) - Common. Disturbed places, ocean beaches - Plants 2-16" tall. Flowers 0.2-0.3" long, salmon or occasionally blue. Leaves **TOXIC**, can cause dermatitis.



CALIFORNIA POPPY (*Eschscholzia californica*) Native Perennial - Poppy Family - (Feb-Sep) - Grassy, open areas - Plant 2-24" tall. Flower w/spreading rim <= 0.2". Petals 0.8-2.4" long, early spring = large and orange, fall = smaller and yellow.



CALIFORNIA FIGWORT (*Scrophularia californica*) Native Perennial - Snapdragon Family - (Mar-Jul) - Common; damp places, chaparral, roadsides - Stem 2.6-4" tall, square x-section. Leaves opposite, to 7" long, triangular, toothed. Flowers 0.3-0.5" long, upper lips red to maroon, lower paler or yellowish.



COMMON PHACELIA (*Phacelia distans*) Native Annual - Boraginaceae Family - (Mar-May) - Common. Clay to rocky soils, slopes - Plant 6-32" tall. Leaves divided. Flowers 0.24-0.35" long, dirty white. Seeds 2-4.



KNOTWEED (*Polygonum aviculare* subsp. *depressum*) Naturalized Annual - Buckwheat Family - (May-Nov) - Disturbed places - Stem 4-20", mat-forming. Flowers 2-8/leaf axil, ~0.1" long, fused 1/2 length, w/white or pink margins.



RATTLESNAKE WEED (*Daucus pusillus*) Native Annual - Carrot Family - (Apr-Jun) - Rocky or sandy places - Plant 1-35" tall, usually < 20". Flower clusters with < 13 flowers, all white. Young roots edible. Sap **TOXIC** to some people, causing dermatitis.



WAVYLEAF SOAP PLANT (*Chlorogalum pomeridianum* var. *pomeridianum*) Native Perennial - Century Plant Family - (May-Aug) - Common. Open grassland, chaparral, woodland - Plant 1-8' tall, flowers at night. Bulb juices lather in water.



CALIFORNIA MAN-ROOT (*Marah fabacea*) Native Perennial - Gourd Family - (Feb–Apr) - Streamsides, washes, shrubby open areas - Vine 6-20' long. Leaves moderately lobed. Flowers cream or white, < 0.3" wide. Fruit spiny all over.



GOOSE GRASS (*Galium aparine*) Native Annual - Madder Family - (Apr–Jun) - Grassy, ± shady places - Stem 12-35" long, weak, brittle. Leaves 0.5-1.6" long, in whorls of 6-8. Flowers white, 4-lobed. Fruits covered w/short, hooked hairs.



COMMON MINER'S LETTUCE (*Claytonia perfoliata* subsp. *perfoliata*) Native Annual - Miner's Lettuce Family - (Jan–May) - Vernally moist, often shady or disturbed sites - Basal leaf length < 3x width. Stem leaf gen not angled. Seeds shiny w/large appendage.



SHORTSTEM MORNING-GLORY (*Calystegia subacaulis* subsp. *subacaulis*) Native Perennial - Morning-glory Family - (Apr–Jun) - Dry, open scrub or woodland - Stem gen ~0.8" long. Flowers 1.3-2.4" long, white or cream. Bractlets concealing flower bracts.



GOLDENTHRAD (*Cuscuta pacifica* var. *pacifica*) Native Annual - Morning-glory Family - (Jul–Oct) - Gen on *Salicornia*, *Jaumea* in coastal salt marshes, tidal flats - Vine. Stem thread-like. Flowers white, ~0.2" long.



HORNED SEA ROCKET (*Cakile maritima*) Naturalized Annual - Mustard Family - (May–Nov) - Beach dunes - Plants low. Stem ≤ 32" long. Early leaves divided into long lobes; petals 0.1-0.3" wide, white to lavender. Fruit horned. **INVASIVE weed.**



MILK MAIDS (*Cardamine californica*) Native Perennial - Mustard Family - (Jan–May) - Gen shaded sites, canyons, woodland. One of first spring flowers - Stem 10-24" long. Leaves lobed to compound w/sharp teeth. Petals white or pale rose, 0.3-0.5" long.



PERENNIAL PEPPERGRASS (*Lepidium latifolium*) Naturalized Perennial - Mustard Family - (Jun–Sep) - Pastures, disturbed areas, fields, grassland, saline meadows, streambanks, sagebrush scrub, edge of marshes - Plant 14-47". Petals white. **NOXIOUS.**



BLACK NIGHTSHADE (*Solanum nigrum*) Naturalized Annual - Nightshade Family - (Mar–Oct) - Disturbed places - Flower 0.4" wide w/deep lobes, white. Anthers 0.08" long. Seeds 0.08". Bracts 0.08-0.12" long, not curled back in fruit.



THIMBLE CLOVER (*Trifolium microdon*) Native Annual - Pea Family - (Mar–Jun) - Common locally. Open, moist or dry, gen disturbed areas - Short-hairy. Head bract w/flat base. Flowers white to pink. Calyx lobes < 1/2 flower tube length, < flowers.



STICKY MOUSE-EAR CHICKWEED (*Cerastium glomeratum*) Naturalized Annual - Pink Family - (Spring) - Dry hillsides, grassland, chaparral, disturbed areas - Flowers 0.1-0.2" long, white, sticky-hairy. Flower bract hairs extend beyond tip; bracts herbaceous.



STICKWORT (*Spergula arvensis*) Naturalized Annual - Pink Family - (Spring–early summer) - Open slopes, pine woodland, sand dunes, fields, disturbed areas - Stem 4-16"+. Leaves 0.4-2" long, linear, in whorls.



COMMON CHICKWEED (*Stellaria media*) Naturalized Annual - Pink Family - (Feb–Sep) - Oak woodland, meadows, disturbed areas - Plant 2.8-20" tall. Stem w/line of hairs on 1 side. Sepals 0.12-0.18" long. Petals white, 2-lobed, 0.7-0.9x sepals.



CALIFORNIA DWARF PLANTAIN (*Plantago erecta*) Native Annual - Plantain Family - (Mar–May) - Sandy, clay, serpentine soil; grassy slopes, flats, open woodland - Leaf 1.2-5" long, linear, hairy. Flowers + stem 1.2-12" tall, cluster 0.2-1.2" long.



ENGLISH PLANTAIN (*Plantago lanceolata*) Naturalized Annual - Plantain Family - (Apr–Aug) - Common. Disturbed areas - Leaves basal, hairy, 2-10" long, <= 1" wide. Flowers + stem 8-31" tall, flower cluster 0.8-3" long. **INVASIVE**, lawn weed.



YARROW (*Achillea millefolium*) Native Perennial - Sunflower Family - (Apr–Sep) - Many habitats - Plant 4"-7" tall. Stem white-hairy. Leaves finely dissected. Flower cluster flat-topped. Flowers white to pink. Widely used in folk medicine.



MARSH BACCHARIS (*Baccharis glutinosa*) Native Perennial - Sunflower Family - (Jul-Oct) - Coastal freshwater and saltwater marshes, streambanks - Plant herbaceous, sticky, 3-6' tall. Leaf blades lance-shaped, < 5" long, 0.5-1.2" wide.



CALIFORNIA EVERLASTING (*Pseudognaphalium californicum*) Native Biennial - Sunflower Family - (Apr-Jul) - Sandy canyons, dry hills, coastal chaparral - Stem 8-51" tall. Leaves green + glandular on both sides. Heads white, spheric, 0.2-0.24" long.



FENNEL (*Foeniculum vulgare*) Naturalized Perennial - Carrot Family - (May-Sep) - Roadsides, disturbed sites - Plants 3-6.5' tall, anise-scented. Stems waxy-blue, canelike. Flowers yellow. Leaf segments thread-like, edible when young. **INVASIVE weed.**



CELERY WEED (*Lomatium californicum*) Native Perennial - Carrot Family - (Apr-Jun) - Woodland, brushy slopes - Plant 12-48" tall, smooth, waxy. Leaf segments wedge-shaped, celery-like. Flowers yellow. Used medicinally by Native Americans.



ALKALI DESERTPARSLEY (*Lomatium caruifolium* var. *caruifolium*) Native Perennial - Carrot Family - (Mar-May) - Wet, clay depressions, open grassland - Plant 6-18" tall, gen stemless. Leaves from base, linear segments, no swollen sheaths. Flowers bright yellow.



PACIFIC WOODLAND SANICLE (*Sanicula crassicaulis*) Native Perennial - Carrot Family - (Mar-May) - Open slopes, ravines, woodland - Plants stout, 9-47". Leaves 1-5" across with 3-5 deep, palmate lobes and serrate edges. Flowers yellow.



HOOKER EVENING-PRIMROSE (*Oenothera elata* subsp. *hookeri*) Native Biennial - Evening Primrose Family - (Jun-Sep) - Moist, coastal, slightly inland, sandy bluffs - Plant 16-32", sticky-hairy. Leaves 1.6-10" long, flat. Petals yellow, 1-2" long. Seeds all fertile.



NEW ZEALAND SPINACH (*Tetragonia tetragonioides*) Naturalized Annual - Fig-marigold Family - (Apr-Sep) - Common. Sand dunes, bluffs, margins of coastal wetlands - Stem crawling, 1'+. Flowers yellow, 1-3/cluster, 0.2" wide.



BLACK MUSTARD (*Brassica nigra*) Naturalized Annual - Mustard Family - (Apr-Sep) - Common. Disturbed areas, fields - Plant 1-6' tall. Petals bright yellow, 0.3-0.4" long. Fruit upright, pressed against stem. INVASIVE weed.



TURNIP (*Brassica rapa*) Naturalized Annual - Mustard Family - (Jan-May) - Disturbed areas - Stem 8-40" tall. Leaves clasping, upper smooth-edged & waxy. Petals yellow, 0.2-0.4" long, stalk 0.3-1"; fruit beak > 0.4". INVASIVE weed.



SHORTPOD MUSTARD (*Hirschfeldia incana*) Naturalized Biennial-Perennial - Mustard Family - (Apr-Oct) - Disturbed areas - Stem 16-60". Longest leaves 1.6-4" long, dense-hairy. Petals pale yellow, ~0.2" long. Fruit appressed. Fall-blooming. INVASIVE.



HEDGE MUSTARD (*Sisymbrium officinale*) Naturalized Annual - Mustard Family - (Apr-Sep) - Disturbed areas, fields, pastures - Stem 10-22" tall, thin, wiry. Petals 0.1-0.16" long, pale yellow. Fruit 0.4-0.55" long, awl-shaped, appressed.



BERMUDA BUTTERCUP (*Oxalis pes-caprae*) Naturalized Perennial - Oxalis Family - (Jan-May) - Disturbed areas, roadsides, grassland, dunes - Flowering stem < 12" tall. Leaflets in 3s, < 1.4" long. Petals yellow, < 1" long. Ornamental. INVASIVE weed.



CALIFORNIA LOTUS (*Acmispon wrangelianus*) Native Annual - Pea Family - (Mar-Jun) - Abundant. Coastal bluffs, chaparral, disturbed areas - Low growing. Flowers yellow aging red, 0.2-0.4" long, almost stemless. Bract lobes same length as flower tube.



CALIFORNIA BURCLOVER (*Medicago polymorpha*) Naturalized Annual - Pea Family - (Mar-Jul) - Common. Chaparral, oak woodland, streambanks, roadsides, disturbed areas - Stem 4-20". Flower yellow, 0.14-0.24" long. Spiny spiral fruits. INVASIVE.



SOURCLOVER (*Melilotus indicus*) Naturalized Annual-Biennial - Pea Family - (Apr-Oct) - Open, disturbed areas - Stem 4-24" long. Leaflets 3, 0.4-1" long. Flowers yellow, ~0.1" long.



COMMON / HOT ROCK DUDLEYA (*Dudleya cymosa* subsp. *paniculata*) Native Perennial - Stonecrop Family - (May-Jun) - Uncommon. Rocky outcrops, canyons - Leaf rosettes 1-few, 1.6-4.3" wide. Petals \leq 0.1" wide, pale yellow-white.



STICKTIGHT (*Bidens frondosa*) Native Annual - Sunflower Family - (Jun-Oct) - Uncommon. Damp soil, esp disturbed sites - Plant 20-48" tall with square stem. Leaves stalked, leaflets 0.8-3" long. Flowers yellow; rays 0-few, $<$ 0.2"; fruits wedge-shaped, flat.



BRASS-BUTTONS (*Cotula coronopifolia*) Naturalized Perennial - Sunflower Family - (Mar-Dec) - Common. Saline and freshwater marshes, mud flats - Plant 2-16"+ tall, smooth, \pm fleshy. Leaves linear to lance-shaped w/linear teeth or lobes. **INVASIVE.**



BRISTLY OX-TONGUE (*Helminthotheca echioides*) Naturalized Annual-Biennial - Sunflower Family - (All year) - Common. Disturbed areas - Stem 1-6.5' tall, bristly. Leaf 2-8" long, covered with prickly bumps. Flower heads 0.8-1.6" wide. **INVASIVE weed.**




ROUGH CAT'S-EAR (*Hypochaeris radicata*) Naturalized Perennial - Sunflower Family - (Apr-Jul) - Disturbed areas, grassland, open woodland - Plant 4-32" tall, rough-hairy. Rays 0.4-0.6" long, well exceeding head bracts. Fruits all beaked. **INVASIVE weed.**



FLESHY JAUMEA (*Jaumea carnosa*) Native Perennial - Sunflower Family - (Apr-Dec) - Coastal salt marshes, bases of sea cliffs - Stem trailing. Leaf gen 0.6-2" long, fleshy. Flower head yellow, 0.5-0.8" long; rays 0.4-0.2" long, disks \sim 0.25" long. Aromatic.



GUMWEED (*Madia gracilis*) Native Annual - Sunflower Family - (Apr-Aug) - Open, semi-shaded or disturbed sites, many habitats, incl serpentine - Plant 2.4-40" tall, hairy, upper half sticky. Leaf 0.4-4" long. Rays yellow, 3-10, 0.06-0.3" long. Bracts 6-10 mm tall.



COTTON-BATTING PLANT (*Pseudognaphalium stramineum*) Native Annual - Sunflower Family - (Mar-Aug) - Many habitats, dunes, chaparral slopes, roadsides - Heads 0.16-0.2" long, female flowers $>$ 0.08" long, pappus bristles free.



COMMON GROUNDSEL (*Senecio vulgaris*) Naturalized Annual - Sunflower Family - (Feb-Jul) - Common. Disturbed areas - Plant 4-24" tall, not hairy, w/1-10+ stems. Flower head bracts with black-tips. Milky sap.



PRICKLY SOW THISTLE (*Sonchus asper* subsp. *asper*) Naturalized Annual - Sunflower Family - (All year) - Common. Slightly moist disturbed sites, along streams - Plant 4-48". Leaf teeth prickly. Basal lobes of upper leaves rounded, curving downward.



COMMON SOW THISTLE (*Sonchus oleraceus*) Naturalized Annual - Sunflower Family - (All year) - Abundant. Disturbed places - Plant 4-55" tall. Leaf teeth soft to touch. Basal lobes of upper leaves sharply pointed, straight to curving upward.



NARROW-LEAVED MULE'S EARS (*Wyethia angustifolia*) Native Perennial - Sunflower Family - (Apr-Aug) - Grassland - Plant 4-35" tall, rough-hairy. Leaves narrow, veins all similar, base blades 4-20" long. Ray flowers 0.6-1.8" long.



JOHNNY-JUMP-UP (*Viola pedunculata*) Native Perennial - Violet Family - (Feb-Apr) - Open, grassy slopes, hillsides, chaparral, oak woodland, gen full sun - Plant 2-15" tall. No basal leaves. Petals gold-yellow, lower 3 brown-veined, upper 2 red-brown on back.



CALIFORNIA ROSE (*Rosa californica*) Native Perennial - Rose Family - (Feb-Nov) - Gen ± moist areas in sun, esp streambanks - Shrub 2.6-8.2' tall w/thick curved spines, forming thickets. Petals pink, 0.6-1" long; sepals unlobed.



MONTEREY PINE (*Pinus radiata*) Native Perennial - Pine Family - - - Closed-cone-pine forest, oak woodland - - - < 125' tall. Mature bark black, deep-grooved. Needles 3 per bundle, 2.4-5.9" long. Seed cone 2.4-6" long, asymmetric, opening 2nd year.



WESTERN POISON OAK (*Toxicodendron diversilobum*) Native Perennial - Sumac Family - (Apr-Jun) - Canyons, slopes, chaparral, coastal scrub, oak woodland - Shrub or vine. Leaflets 3, red in fall, mid leaflet stalked. Flowers green. Fruits white. TOXIC.




CALIFORNIA SAGEBRUSH (*Artemisia californica*) Native Perennial - Sunflower Family - (Aug–Nov) - Coastal scrub, chaparral, open woodland - Shrub 2-8.5' tall, rounded. Leaves 0.4-4", hairy, thread-like, light green to gray. Flower heads < 5 mm wide. Sage-scented.



BLUE ELDERBERRY (*Sambucus nigra* subsp. *caerulea*) Native Perennial - Muskroot Family - (Mar–Sep) - Common. Streambanks, open places in forest - Shrub 7-26' tall. Flower cluster flat-topped, 1.6-13" diam, petals spreading. Fruits waxy blue-black.



CHRISTMAS BERRY / TOYON (*Heteromeles arbutifolia*) Native Perennial - Rose Family - ((May)Jun–Aug) - Chaparral, oak woodland, mixed-evergreen forest - Shrub-tree < 33' tall, evergreen. Leaf 2-4" long. Petals white, < 0.16" long. Fruit bright red.



CALIFORNIA BLACKBERRY (*Rubus ursinus*) Native Perennial - Rose Family - (Mar–Jul) - Open, disturbed areas - Stem round, bristly/prickly. Leaves simple to 3 leaflets, underside green. Plants unisexual. Petals 0.24-0.6" long, white. Blackberry-type fruit.



CALIFORNIA BUCKEYE (*Aesculus californica*) Native Perennial - Soapberry Family - (May–Jun) - Dry slopes, canyons, borders of streams - Large shrub or tree 13-39' tall. 5-7 leaflets. Flowers white to pale rose. Large seeds toxic but edible after leaching out saponins.



CANARY ISLANDS MARGUERITE (*Argyranthemum foeniculaceum*) Naturalized Perennial - Sunflower Family - (Mar–Aug) - Escape from cult in disturbed coastal areas - Subshrub, 4-32"+. Leaves narrow, fleshy. Disk flowers yellow, rays white.



COYOTE BRUSH (*Baccharis pilularis* subsp. *consanguinea*) Native Perennial - Sunflower Family - (Jul–Dec) - Coastal bluffs, woodland, grassland, disturbed sites, occ on serpentine - Shrub < 15' tall, brittle, common. Leaves gen 0.6-1.6" long.



YELLOW BUSH LUPINE (*Lupinus arboreus*) Native Perennial - Pea Family - (Apr–Jul) - Coastal bluffs, dunes, or more inland - Shrub < 8' tall. Flowers yellow (purple), 0.55-0.7" long, banner back smooth, upper keel ciliate claw to tip. INVASIVE weed.



SEASIDE WOOLLY SUNFLOWER (*Eriophyllum staechadifolium*) Native Perennial - Sunflower Family - (Apr–Sep) - Dunes, sea bluffs, coastal scrub, canyons - Subshrub 1-5' tall. Small yellow heads in dense clusters. Rays 6-9, 0.1-0.2" long. Head bracts 8-11.



MARSH GUMPLANT (*Grindelia stricta* var. *angustifolia*) Native Perennial - Sunflower Family - (May–Dec) - Tidal wetlands - Plant 3.3-6.6' tall, woody base, evergreen. Leaves 0.4-6" long, fleshy, not resinous. Flower rays yellow, 16-56, 0.5-0.7" long.



RED WILLOW (*Salix laevigata*) Native Perennial - Willow Family - (Dec–Jun) - Common. Riverbanks, seepage areas, lakeshores, canyons - Tree bark fissured. Leaf lanceolate, glaucous below, gen w/stalk glands. Stamens 5. Fruit glabrous.

